

Flyer 4001

OptiCode® Smart-Camera Bar Code Reader



The OptiCode® Smart-Camera bar code reader from InfoSight is a compact video-based industrial reading system designed for high-speed reading and/or long-distance reading of industry standard and custom bar codes.

The reader uses “Smart-Camera” architecture that contains specialized hardware and software for the optimal reading of bar codes.

Benefits

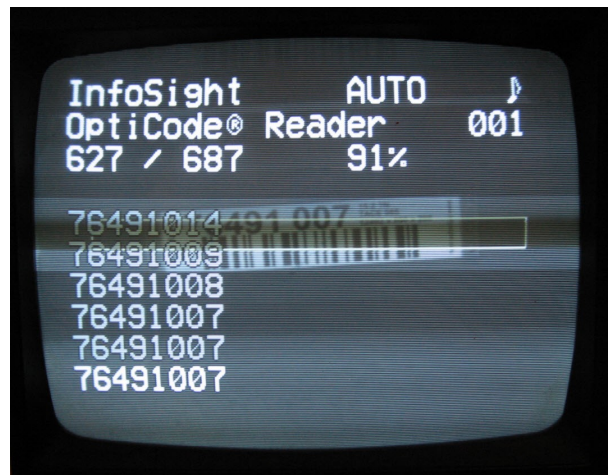
- Bar code reading from a distance up to 50 ft. (15 m)
- Configure as single camera or multi-camera installation
- Fixed mount or handheld versions available

Symbology (1D bar codes only)

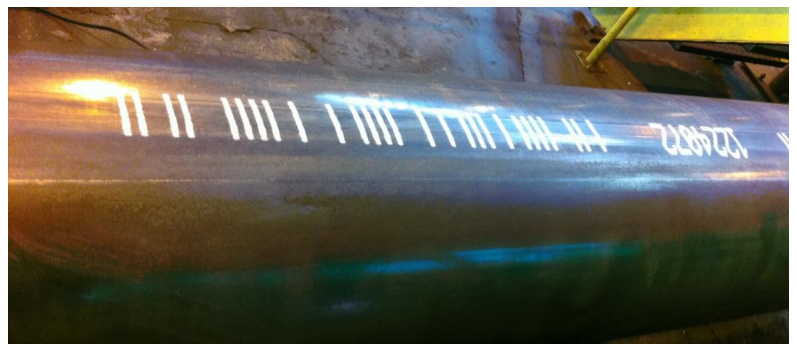
- Code 128
- Code 39
- Interleaved 2 of 5
- EAN-13
- UPC-A
- InfoSight OptiCode (OC™) bar codes

Components included

- Camera
- Wall plug-power supply
- DB-9F to DB-9F data cable
- Manual + configuration utility software
- Lens purchased separately per application



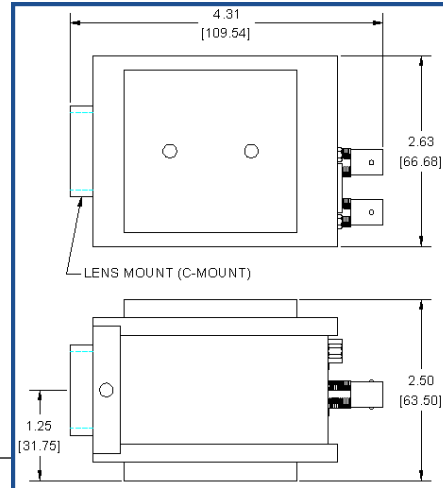
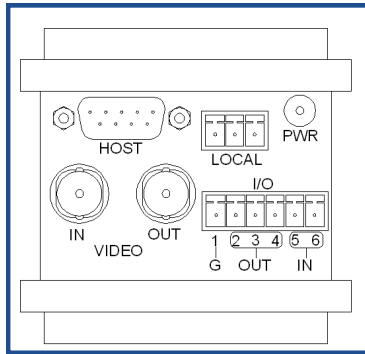
The OptiCode Smart-Camera is used to read OC bar codes on pipe and tube.



WE BARCODE DIFFICULT STUFF.®

Major Components of standard OptiCode® Smart Camera System are:

- High speed bar code reading hardware in FPGA (field programmable gate array)
- Microprocessor running standard or application specific software
- RS-170 (monochrome) video output with on-screen alpha-numeric display
- RS-170 video input (for cascading multiple readers for connection to a single monitor)
- One RS-232/RS485 “Host” communications port (for data output, triggering, and configuration)
- One RS-485 “Local” communications port (for interconnecting multiple readers to work as one, and for I/O expansion)
- 5V I/O (2 inputs / 3 outputs standard) for triggering, read status, and misc.
- EEPROM for storage of reader configuration
- C-Mount lens mount (also available for CS-mount)



Power	5VDC ± 0.5V, 0.5A
Operating Temperature	32° to 140°F (0°C to *60°C)
Video In/Out	RS-170 (monochrome)
Host (UART 1) Communications	RS-232 / RS485 (switch selectable) 9600Baud, 8 Data Bits, 1 Stop Bit, No Parity
I/O	Hardwire I/O connections are made via 6-pin connector on the back of the reader
<ul style="list-style-type: none"> • Inputs: 2 	5VDC, active low, internal 10K ohm pull-up resistor Minimum input pulse width: 20ms Standard Inputs: “READ BAR CODE”, “EDGE TRIGGER”
<ul style="list-style-type: none"> • Outputs: 3 	5VDC, active high Minimum output pulse width: 1/2 second (500ms) Standard Outputs: “GOOD READ”, “NO READ”, 1 undefined
Image Sensor (Camera based)	Resolution: 1280H x 1024V (pixels)
Lens Mount	C-Mount (CS-Mount available)
Bar code Scan Modes: DIP-switch selectable	Mode 0 Horizontal, 30 fps (frames per second) Mode 1 90° omni-directional, 15 fps Mode 2 20° omni-directional, 10 fps Mode 3 10° omni-directional, 7.5 fps Mode 4 5° omni-directional, 3.8 fps Mode 5 2.5° omni-directional, 2.1 fps Mode 6 20° Near horizontal omni-directional, 15 fps Mode 7 Reserved for future use
OPTIONS:	All options listed may be supplied by InfoSight, or by Customer if desired.
RS-170 Video Monitor	Required for lens adjustment
Lighting	Per application, please consult InfoSight
Environmental Enclosure	Per application, please consult InfoSight
Necessary C-Mount Lens	Per application, please consult InfoSight